

3rd quarter 2006 Status and outlook

Oslo, 3 November 2006

Leif-Arne Langøy, Chairman & CEO

Bengt A. Rem, Exec Vice President & CFO



The preferred partner

the Aker group

The Aker group



Aker ASA (parent)
and holding companies ¹

Ownership



Listed

Numbers shown are:
Revenues in NOK bn
EBITDA in NOK bn
Number of employees ²

¹ Includes wholly owned service and holding companies that carry only investments, cash and debt in their balance sheet.

² Employees include associates.

³ Market cap are for 100 % as traded on 2 November 2006



The preferred partner

3Q06 Status and outlook | 2
© Aker | November 2006

the Aker group

3Q06 highlights

Good operations, more robust

- **Good operations**
 - EBITDA NOK 3.4 bn YTD, up 50 % from last year
 - Aker Kværner further strengthened, Aker Yards below ambitions
 - Capacity constraints experienced in certain areas
- **High demand for Aker products, technology and services**
 - Record high order backlog: NOK 152 billion of good quality
 - NOK 30 bn order intake in 3Q alone
- **More robust and flexible**
 - Order backlog good foundation for future revenues and cash flow
 - Well positioned in a cyclical market
 - Aker Kværner refinancing will increase flexibility



The preferred partner

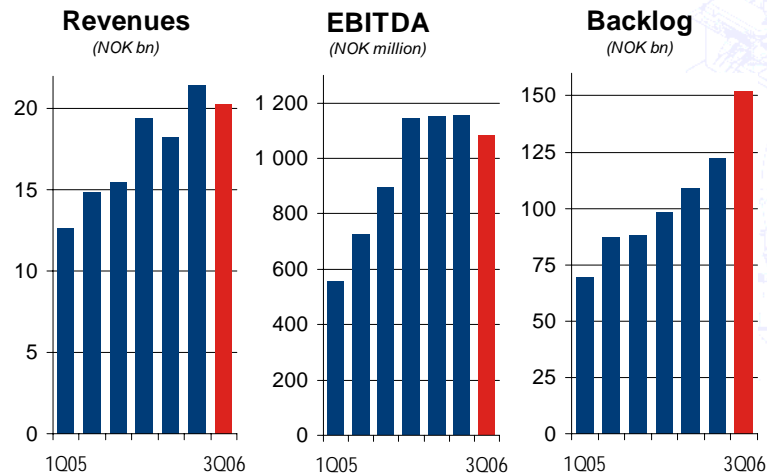
¹ Compared with second quarter 2005

3Q06 Status and outlook | 3
© Aker | November 2006

the Aker group

3Q06 highlights

Key indicators



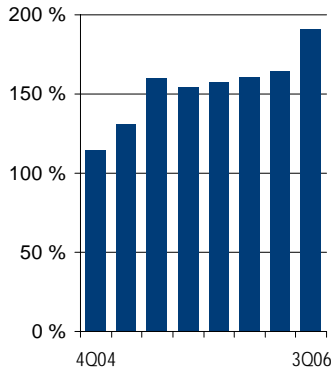
The preferred partner

3Q06 Status and outlook | 4
© Aker | November 2006

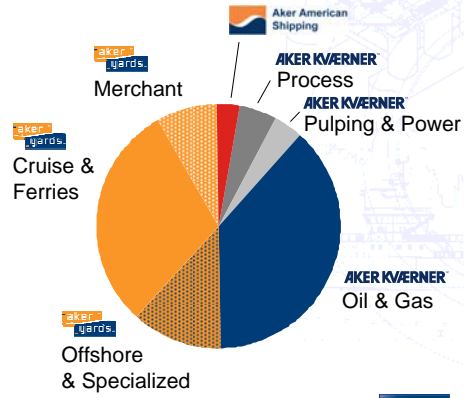
the Aker group

3Q06 highlights
Key indicators

Backlog vs revenues¹



Order backlog by business area 3Q06



¹ Backlog vs 12-month lapping operating revenues

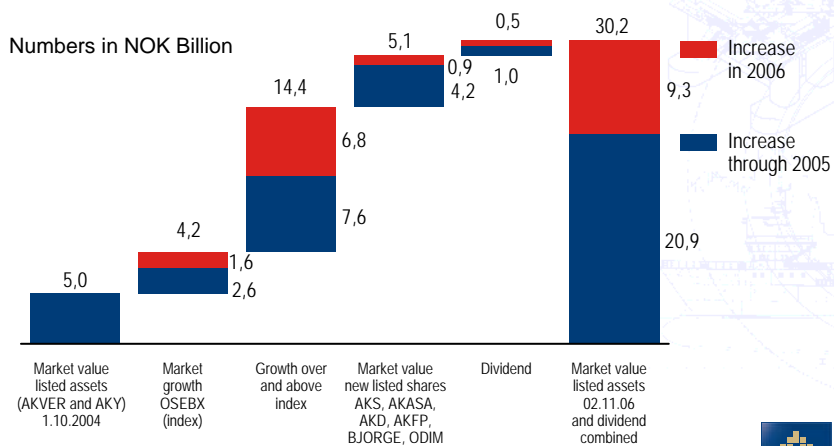
The preferred partner

3Q06 Status and outlook | 5
© Aker | November 2006

the Aker group

3Q06 highlights
Strong value growth continued in 2006

Numbers in NOK Billion



The preferred partner

3Q06 Status and outlook | 6
© Aker | November 2006

the Aker group

Business overview

Aker Yards

- Results in 3Q below ambitions, profitable growth continues
- Order backlog NOK 78 billion, good quality
- Margin target 7 % reconfirmed, strong growth in revenues expected



Norilsk Nickel in Yeniseyski Bay, Murmansk



Damen Shipyards Okean

Aker Yards (in NOK million)	3Q 2005	3Q 2006	YTD 2005	YTD 2006	Year 2005
Revenues	4 219	6 505	11 710	18 046	16 607
EBITDA	282	304	681	1 042	1 029
Order intake	3 540	19 995	24 313	38 986	32 084
Order backlog ¹	35 457	77 519	35 457	77 519	38 897

The preferred partner

¹ At end of period



the Aker group

3Q06 Status and outlook | 7
© Aker | November 2006

Aker Yards business overview

Business area key figures



Liberty of the Seas
- To be delivered to Royal Caribbean in 2007



Fesco Barguzin
- delivered to Schoeller in August 2006



Ferries to Fjord 1

Cruise and ferries

Merchant vessels

Offshore and specialised vessels

	YTD05	YTD06	YTD05	YTD06	YTD05	YTD06
Op rev	3 954	7 539	3 368	4 608	3 812	5 405
EBITDA	320	624	99	103	281	410
Margin	8.1 %	8.3 %	2.9 %	2.2 %	7.4 %	7.6 %
Backlog	14 601	45 981	13 392	12 930	7 396	18 592

(NOK million)

The preferred partner



the Aker group

3Q06 Status and outlook | 8
© Aker | November 2006

Aker Yards business overview

Major contract awards

In 3rd quarter

NCL	two post-panamax cruise ships
PGS	one Ramform Vessel
AP Møller – Maersk	two AHTS Vessels
DOFCON	two construction vessels
Norilsk Nickel	four container / cargo ships
Sneingen	two platform supply vessels

EUR 1 470 bn
NOK 578 mill
NOK 670 mill
NOK 1 175 mill
EUR 320 mill
EUR 320 mill

After 3rd quarter

Stolt-Nielsen	four Parcel Tankers
Farstad Shipping	four AHTS Vessels

USD 350 mill
NOK 2.1 bn



Aker Yards, Flørø



Aker TCOPSS chemical tanker for Stolt-Nielsen



OSC 06L til Dof, designed by Aker Yards



The preferred partner

3Q06 Status and outlook | 9
© Aker | November 2006

the Aker group

Business overview

Aker Kværner

- Continued strong performance
- High-quality order backlog
- Strong markets, many attractive opportunities
- Constrains on resources
- Refinancing confirmed

Just Catch™ CO₂ capture



Offshore LNG terminals



Aker Kværner (in NOK million)	3Q 2005	3Q 2006	YTD 2005	YTD 2006	Year 2005
Revenues	10 073	13 400	28 189	38 986	41 463
EBITDA	539	822	1 356	2 265²	2 145
Order intake	11 795	24 625	38 096	53 683	57 748
Order backlog ¹	46 401	68 326	46 401	68 326	53 341

The preferred partner

3Q06 Status and outlook | 10
© Aker | November 2006

¹ At end of period
² Incl. sales gain of NOK 87 mill



the Aker group

Aker Kværner business overview
Business areas key figures

Construction of LNG terminal in Spain



Workshop at Hinna, Norw



Wireline service



Council Bluffs Energy Center, USA



	Field development		Maintenance, mods and operations		Subsea, products and technologies		Process	
	YTD05	YTD06	YTD05	YTD06	YTD05	YTD06	YTD05	YTD06
Op rev	7 350	11 952	5 197	6 875	6 857	9 418	6 177	8 216
EBITDA	419	749	199	342	430	685	135	303
Margin	5.7 %	6.3 %	3.8 %	5.0 %	6.3 %	7.3 %	2.2 %	3.7 %
Backlog	14 904	24 344	10 314	13 392	8 576	20 489	9 560	7 494

(NOK million)



The preferred partner

3Q06 Status and outlook | 11
 © Aker | November 2006

the Aker group

Aker Kværner business overview
Major contract awards

In 3rd quarter

Statoil	Gjøa	Semi-submersible production platform	NOK 8 bn
Norsk Hydro	Ormen Lange	Subsea Compression	NOK 850 mill
Occidental	Ingleside	Energy center	USD 330 mill
Statoil	Tampen	MMO	NOK 2 bn
MPF Corp.		Drilling equipment	NOK 450 mill
Petrobras		Subsea christmas trees	USD 84 mill


After 3rd quarter

Daewoo		Drilling contract	USD 86 mill
Queiroz Galvão		Drilling risers	USD 80 mill

Gjøa Topside



Ormen Lange Subsea Compression



Ingleside Energy Center – Occidental



The preferred partner

3Q06 Status and outlook | 12
 © Aker | November 2006

the Aker group

Business overview

Aker American Shipping

- First product tanker to be delivered in December
- Two more charters agreed, 8 of 10 tankers now confirmed
- Strong demand and growing dayrates in Jones Act market



AKASA (in NOK million)	3Q 2005	3Q 2006	YTD 2005	YTD 2006	Year 2005
Revenues	187	20	1 474	236	1 615
EBITDA	19	1	104	20	131
Order intake					
Order backlog ¹	5 958	5 699	5 958	5 699	5 830

The preferred partner

¹ At end of period



the Aker group

3Q06 Status and outlook | 13
© Aker | November 2006

Business overview

Aker Seafoods

- EBITDA margin improved in typically slow season
- Lower catch in first half of year, more left for second half
- Increased first hand and product prices for white fish
- Launched own consumer brands to complement private labels

Aker Seafoods consumer brands



Aker Seafoods (in NOK million)	3Q 2005	3Q 2006	YTD 2005	YTD 2006	Year 2005
Revenues	455	400	1 802	1 582	2 339
EBITDA	25	35	148	140	181

The preferred partner



the Aker group

3Q06 Status and outlook | 14
© Aker | November 2006

Business overview

Aker Drilling

- Rig construction well underway
- Market strong, charter dayrates increasing, tendering activity high
- Onshore team in place, preparing for recruitment of platform personnel in 2007



Aker Drilling (in NOK million)	3Q 2005	3Q 2006	YTD 2005	YTD 2006	Year 2005
Revenues					
EBITDA		-6		-19	-4

The preferred partner

3Q06 Status and outlook | 15
© Aker | November 2006

Aker owns 35.3 % of Aker Drilling through Aker Capital. AKD is not consolidated in Aker group accounts.




the Aker group

Business overview

Aker Floating Production

- Three tankers acquired and confirmed for conversion
- Strong market, tendering activity high
- Aker Smart 3 as storage unit for 6 months



AKFP (in NOK million)	3Q 2005	3Q 2006	YTD 2005	YTD 2006	Year 2005
Revenues					
EBITDA		-11		-24	

The preferred partner

3Q06 Status and outlook | 16
© Aker | November 2006



the Aker group

Business overview

Aker Material Handling

- Increased revenues, profits and order backlog
- Margin improvements due to stronger markets and improved operations
- Key orders secured in frontier markets (Algeria, UK)

Prize-winning Compactus® Office Electro



Aker Matr Handl (in NOK million)	3Q 2005	3Q 2006	YTD 2005	YTD 2006	Year 2005
Revenues	300	388	935	1 117	1 347
EBITDA	5	17	14	39	35
Order intake	320	372	1 000	1 219	1 391
Order backlog ¹	311	416	311	416	303

The preferred partner

¹ At end of period



the Aker group

3Q06 Status and outlook | 17
© Aker | November 2006

Project status

Aker BioMarine

- Operations proceed as expected
- Commissioning of eco-harvester completed for 4th quarter season
- Helge Midttun appointed new CEO
- Private placement planned, thereafter aiming for listing in 1st half 07



Krill oil sampling in laboratory



Krill oil capsules

AKS, Corp (EBITDA in NOK million)	3Q 2005	3Q 2006	YTD 2005	YTD 2006	Year 2005
Argentina	37	9	51	58	42
The Faroes	(2)	(3)	6	28	5

The preferred partner



the Aker group

3Q06 Status and outlook | 18
© Aker | November 2006

Details 3Q financials

Bengt A. Rem
Executive Vice President & CFO

The preferred partner



the Aker group

Aker group consolidated EBITDA¹ by main business

(in NOK million)	3Q 2005	3Q 2006	YTD 2005	YTD 2006	Year 2005
Operating revenues	15 463	20 283	43 023	59 950	62 450
EBITDA	897	1 089	2 177	3 397	3 322
Aker Kværner	539	822	1 356	2 265	2 145
Aker Yards	282	304	681	1 042	1 029
Aker American Shipping	19	1	104	20	131
Aker Seafoods	25	35	148	140	181
Aker Material Handling	5	17	14	39	35
Order intake	15 655	44 841	63 409	93 737	91 223
Order backlog (at end of period)	88 127	151 960	88 127	151 960	98 371

The preferred partner

¹ Pro forma



the Aker group

3Q06 Status and outlook | 20
© Aker | November 2006

Aker group consolidated
Income statement

(in NOK million)	3Q 2005	3Q 2006	YTD 2005	YTD 2006	Year 2005
Operating revenues	14 414	18 942	39 850	56 252	57 927
Operating profit (EBITDA)	821	1 028	1 957	3 218	2 993
Depreciation, impairment changes	-203	-220	-565	-641	-798
Non-recurring items	-7	-1	-13	0	-69
Operating profit	610	807	1 380	2 577	2 125
Net financial items	-155	-206	-661	-431	-832
Other income	0	0	0	403	1 041
Profit before tax	455	601	718	2 549	2 333
Tax	-94	-137	-538	-614	64
Net profit from cont. operations	361	465	180	1 935	2 397
Discontinuing business	47	44	145	112	193
Profit for the period	408	509	325	2 047	2 590
Minority share	199	281	401	1 009	976
Majority share	209	227	-76	1 038	1 614

The preferred partner

3Q06 Status and outlook | 21
 © Aker | November 2006

the Aker group



Aker group consolidated
Balance sheet

(in NOK million)	31.12 2005	31.03 2006	30.06 2006	30.09 2006
Tangible and non-tangible fixed assets	17 542	17 395	18 025	19 640
Other fixed assets	1 758	1 896	2 423	2 048
Cash and interest bearing receivables	14 231	12 767	12 898	16 509
Other current assets	23 749	24 981	24 351	25 244
Assets discontinued operat. held for sale	0	2 304	2 446	2 803
Total assets	57 279	59 343	60 143	66 243
Shareholders' equity	8 105	7 743	8 541	8 812
Minority interests	6 840	7 159	7 684	8 782
Subordinated liabilities	3 167	3 197	3 145	3 275
Interest-bearing debt	12 659	13 461	11 819	14 412
Interest-free debt	26 508	25 371	26 406	28 157
Liabilities discontinued operat. held for sale	0	2 412	2 548	2 805
Equity and liabilities	57 279	59 343	60 143	66 243
Net interest bearing debt(-)/assets(+)	1 572	-695	1 079	2 097
Equity ratio (%)	26 %	25 %	27 %	27 %

The preferred partner

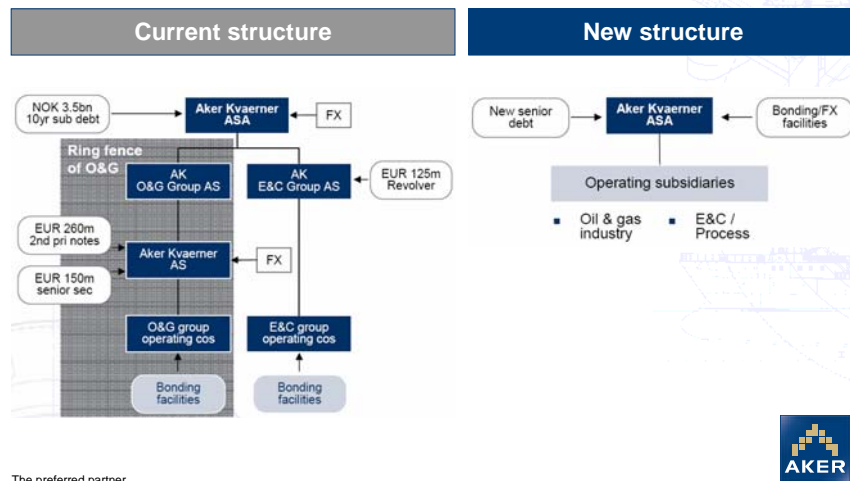
3Q06 Status and outlook | 22
 © Aker | November 2006

the Aker group



Financial structure

Aker Kværner refinancing under way



The preferred partner

3Q06 Status and outlook | 23
© Aker | November 2006



the Aker group

Aker Kværner refinancing

Reduced finance cost, increased flexibility

- Underwritten bank financing of EUR 850 mill signed
 - New financing expected to be in place 1 December
- One-off P&L and equity effects of NOK 660 mill in 4Q06
 - ~ 60% related to subordinated debt
 - ~ 40% related to EUR 260 million Loan
- Reduced finance cost of ~ NOK 180 mill per year
 - Of which cash savings is ~ NOK 80 million
- Increased financial flexibility
 - Reduce gross debt by ~ NOK 1,000 million
 - Remove oil & gas ring fencing for simplification of legal structure
 - Improved treasury, tax and accounting efficiency
 - No dividend restrictions

The preferred partner

3Q06 Status and outlook | 24
© Aker | November 2006



the Aker group

Aker ASA and holding companies

Balance sheet

(in NOK million)	31.03 2006	30.06 2006	30.06 2006	Market value
Tangible and non-tangible fixed asset	1 252	1 238	1 334	1 334
Long-term interest bearing items	1 595	1 511	1 669	1 669
Long-term financial assets	8 666	9 506	9 569	29 041
Other current assets	302	65	136	136
Cash and interest bearing receivables	1 634	862	1 634	1 634
Total assets	13 449	13 182	14 342	33 814
Shareholder's equity	9 586	10 281	10 381	29 853
Non-interest bearing liabilities	1 245	272	332	332
Interest bearing liabilities (internal)	260	202	201	201
Interest bearing liabilities (external)	2 358	2 427	3 428	3 428
Equity and liabilities	13 449	13 182	14 342	33 814
Net interest bearing debt (-)/assets (+)	611	(256)	(326)	(326)
Equity ratio	71 %	78 %	72 %	88 %

The preferred partner

3Q06 Status and outlook | 25
© Aker | November 2006

the Aker group



Aker ASA and holding companies

Debt and liabilities overview

Interest bearing debt

	NOK mill	Maturity
Bond AKE 16	803	2007
AKS convertible	289	2008
Bond AKER 01	500	2010
Bond AKER 02	500	2012
Bond AKER 06/08	1 000	2008
Bank debt and other	336	
Total external	3 428	
Internal debt	201	
Total	3 629	

Interest bearing assets

	NOK mill
Cash + liquid assets	1 634
Interest-bearing fixed assets	1 669
Total	3 303

Net int-bearing items - 326

¹ Debt to Kværner was settled in the merger with Aker Maritime Finance AS

The preferred partner

3Q06 Status and outlook | 26
© Aker | November 2006

the Aker group



Aker ASA and holding companies

Profit and loss statements

	1Q 2006	2Q 2006	3Q 2006	YTD 2006	Year 2005
Sales gains	24	780	0	804	1 613
Operating expenses	(32)	(29)	(33)	(94)	(104)
EBITDA	(8)	751	(33)	710	1 509
Depreciation	(2)	(1)	(2)	(5)	(9)
Net financial items	41	(36)	84	89	8
Profit before tax	31	714	49	794	1 508

The preferred partner

3Q06 Status and outlook | 27
© Aker | November 2006



the Aker group



We create **long-term value** for all stakeholders
by **building premier companies**
in sectors where we have strong **knowledge**
and **execution capabilities**

The preferred partner

3Q06 Status and outlook | 28
© Aker | November 2006



the Aker group

Disclaimer

- This Presentation includes and is based, inter alia, on forward-looking information and statements that are subject to risks and uncertainties that could cause actual results to differ. These statements and this Presentation are based on current expectations, estimates and projections about global economic conditions, the economic conditions of the regions and industries that are major markets for Aker ASA and Aker ASA's (including subsidiaries and affiliates) lines of business. These expectations, estimates and projections are generally identifiable by statements containing words such as "expects", "believes", "estimates" or similar expressions. Important factors that could cause actual results to differ materially from those expectations include, among others, economic and market conditions in the geographic areas and industries that are or will be major markets for Aker's businesses, oil prices, market acceptance of new products and services, changes in governmental regulations, interest rates, fluctuations in currency exchange rates and such other factors as may be discussed from time to time in the Presentation. Although Aker ASA believes that its expectations and the Presentation are based upon reasonable assumptions, it can give no assurance that those expectations will be achieved or that the actual results will be as set out in the Presentation. Aker ASA is making no representation or warranty, expressed or implied, as to the accuracy, reliability or completeness of the Presentation, and neither Aker ASA nor any of its directors, officers or employees will have any liability to you or any other persons resulting from your use.
- The Aker group consists of many legally independent entities, constituting their own separate identities. Aker is used as the common brand or trade mark for most of this entities. In this presentation we may sometimes use "Aker", "Group", "we" or "us" when we refer to Aker companies in general or where no useful purpose is served by identifying any particular Aker company.

The preferred partner

3Q06 Status and outlook | 29
© Aker | November 2006



the Aker group